

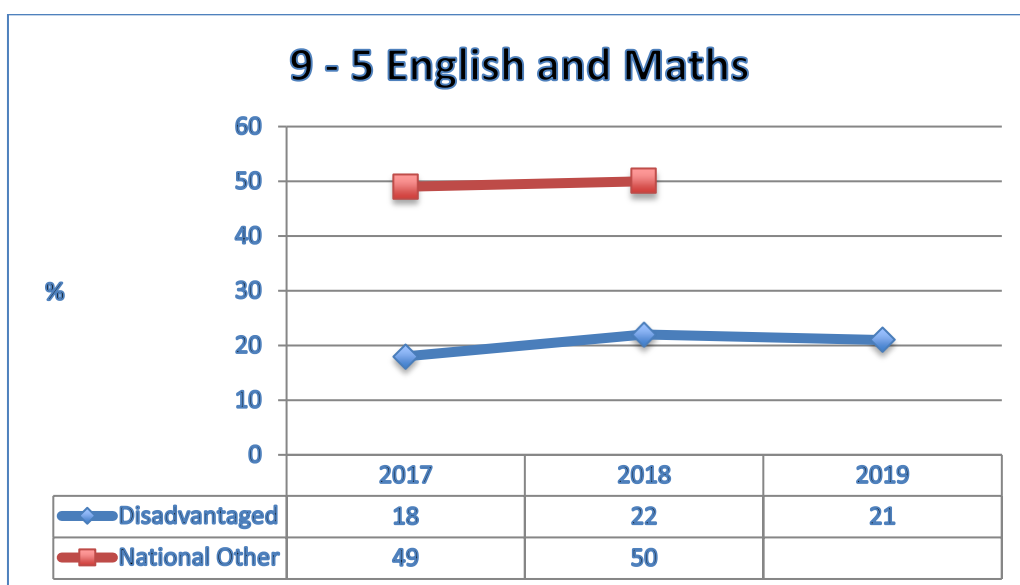
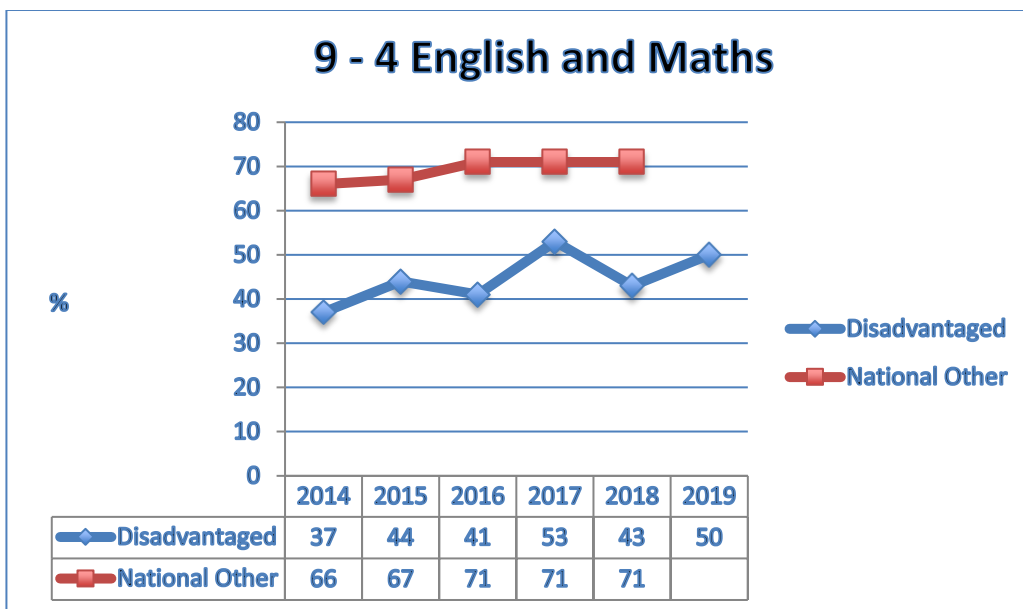
Pupil Premium Impact 2014 - 2019

N.B. National Other data is not yet available for 2019 to establish the gap; this impact summary will be updated when data becomes available.

There were 28 disadvantaged students in 2019.

English and Maths


Strategies in English and maths reduced the 9-4 Basics gap between disadvantaged students in school and the National Other from -29% in 2014 to -21% in 2019 (based on national 2019 data being the same as for the last 3 years). The English and maths 9-5 Basics gap between the disadvantaged students in school and the National Other is likely to stay the same as 2018, and reduced from 2017.



English

There was a significant reduction of the gap between disadvantaged students in school and the National Other in English, from -17% to -7% between 2014 and 2017.

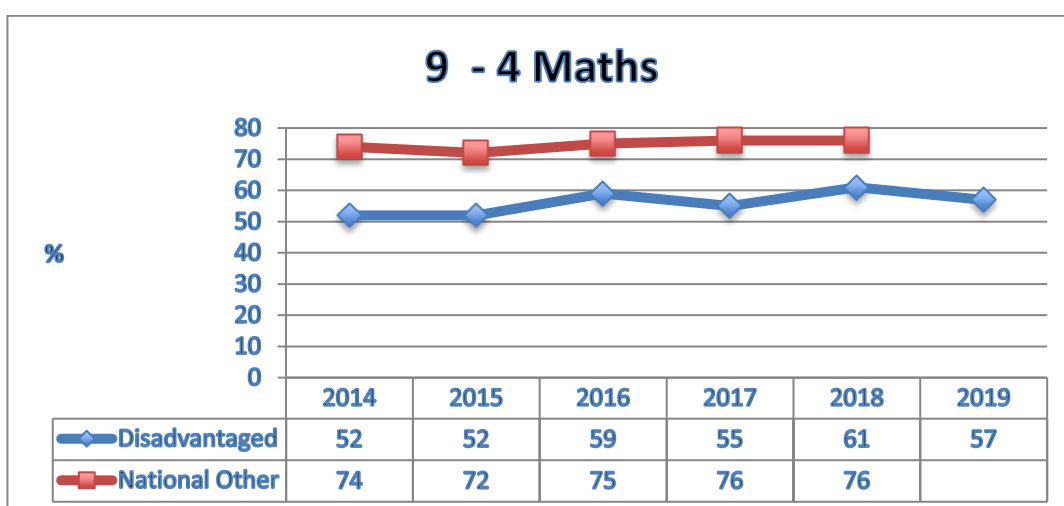
The proportion of disadvantaged students achieving 9 – 4 in English dipped to 52% in 2018; but has increased in 2019 to 57%.



Maths

In maths, the gap between disadvantaged students in school and the National Other reduced from -22% in 2014 to -15% in 2018.

The proportion of disadvantaged students achieving 9 – 4 in maths dipped to 57% in 2019.



Destinations

As a result of CEIAG and PP Pastoral Manager support, internally compiled destination data confirms that all of the 2019 disadvantaged group has progressed on to Sixth Form or an FE College, with one student with an unknown destination at the time of writing the report.

Sixth Form	FE	Unknown
35.7% (10)	60.7% (17)	3.6% (1)